




# SUPER-SIZE GSW 40-L Sectional Garage Doors

GARAGE DOORS FROM 6-8m WIDE  
HIGH PERFORMANCE, MOTORIZED  
SOLUTION FOR SUPER WIDE GARAGES



# SUPER-SIZE GSW 40-L Sectional Garage Doors



## Super-Size doors are special

From the outside our Super-Size doors are indistinguishable from our "normal" sized garage doors - the same stunning profiles, the same attractive windows and finishes. They are just wider - Super-Size doors start above 5.5m (18'0") wide and reach 8.0m (26'3") wide in a single span.

Opening a Super-Size door is simple too - all are power operated by a remote control motor.

It is from the inside that Super-Size doors differ. The weight of a complete door at these sizes is considerable and safe operation is paramount. Consequently doors have up-rated fittings for all load bearing elements and the lifting mechanism is motor driven with torsion spring assistance. A monitored safety edge ensures the door stops and reverses should it encounter an obstruction.

**Teckentrup sectional doors meet all the safety requirements and provisions of EN 13241-1**


## Solid 40mm thick panels

The 40mm thick insulated panels of the Super-Size door are strong, rigid and provide excellent thermal and acoustic performance. Intermediate strips create a thermal barrier that is very effective in reducing heat transmission saving on the energy needed to maintain a pleasant ambient temperature inside the garage.



This view from the inside shows the standard configuration of front mount torsion spring lifting gear, motor and controls.

Standard Rib



Centre Rib



Solid



Georgian with cross m



**B I G   &   b e a u t i f u l !****S a f e   p e r f o r m a n c e** Safe operation is ensured with safety systems**Unlimited combinations, well almost!**

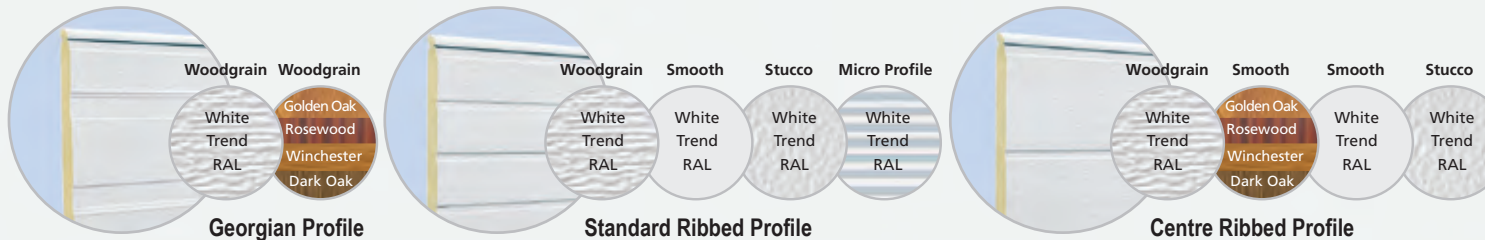
There are literally hundreds of possible combinations of texture and finish making it easy to adapt the door to suit your home. Each profile is available in the textured finishes shown above plus all Trend colours and almost all RAL colours.

Doors are supplied as standard in traffic white embossed wood grain on the outside (similar to RAL 9016) and grey white embossed stucco on the inside (RAL 9002).

Golden Oak, Rosewood and Dark Oak are durable wood effect laminates that match well with UPVC doors and windows. Trend colours are a selection of popular colours, however almost all RAL colours are available as an option - just ask.

**Low Noise Operation**

Robust roller blocks made of galvanized steel and ball bearing runner rails guarantee a long service life and low noise operation.

**F i n i s h e d   i n   s t y l e** Each profile is available in a selection of finishes as shown.**Trend or RAL?**

Trend colours are selected shades that have generally come to be considered as the most popular colours for garage doors. The colours are held as coated steel from which door panels are made to order.

**ullion windows****8 m / 26'3"**



**Guarantee** All doors have a 2 year guarantee against mechanical defects and a 10 year guarantee against perforation of the door panel. Terms and conditions apply, visit [www.teckentrupdepot.co.uk](http://www.teckentrupdepot.co.uk) for details



that meet all European Directives with well engineered, intelligent systems



**Safety Edge Mechanism**  
Doors are factory fitted with a safety edge mechanism which stops the door if it comes into contact with an obstacle.

**Direct Drive**  
Big doors need power and our direct drive motors are definitely up to the job! Intelligent control ensures safe operation at all times.

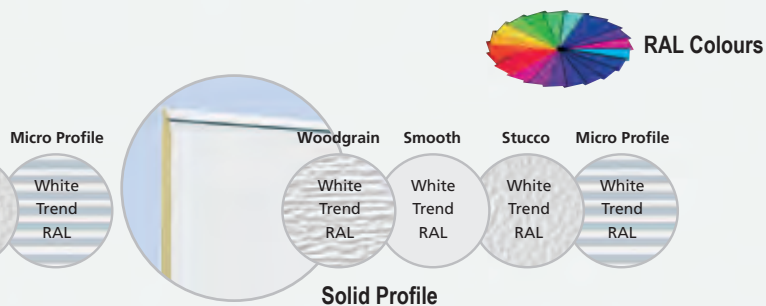
**Side Protection**  
A lateral guard prevents a hand from being accidentally caught between the frame and the runner rail.

**Finger pinch protection outside/inside**  
Patented finger pinch protection for outside and inside of the door.

**Weather Strips**  
The door is also has a weather strip at the sides, top and also between the individual sections across the entire width.

**Floor Seal**  
A rot-proof bottom weather strip made of elastic EPDM rubber profile sits against the floor and will compensate for minor variations in floor level to provide an improved barrier to debris and draughts.

**Please Note:** Where doors are exposed to direct sunlight dark colours should be avoided.



If the colour you require is not available as a Trend colour, we are able to coat our standard panels to a RAL colour. For doors coloured in this way, doors are made and cut to size from white panels and then sprayed to the required colour.

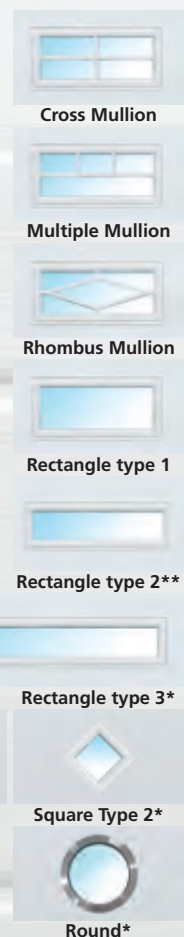
#### Trend Colours

Flame Red RAL 3000	Moss Green RAL 6005	White Aluminium RAL 9006	Quartz Grey RAL 7039
Steel Blue RAL 5011	Fir Green RAL 6009	Window Grey RAL 7040	TT 703 A special satin metallic effect - grey with micaceous iron ore particles.
Gentian Blue RAL 5010	Sepia Brown RAL 8014	Grey Aluminium RAL 9007	TT 8014 A special satin metallic effect - sepia brown with micaceous iron ore particles.
Cream RAL 9001	Light Grey RAL 7035	Anthracite Grey RAL 7016	TT 9011 A special satin metallic effect - graphite grey with micaceous iron ore particles.
			Jet Black RAL 9005

#### Make the most of light

Scratch-resistant, 16mm double glazed, easy-clean windows in attractive designs allow natural light into your garage.

Each style is available with clear, frosted or opaque glazing. The window units are fitted with a polyurethane frame that is coloured to match or compliment the panel colour of the door.



\*\*Available on standard ribbed, Centre ribbed and solid profile doors only.

\*Available on Solid profile doors only. Round is shown in stainless steel and is also available in polycarbonate.

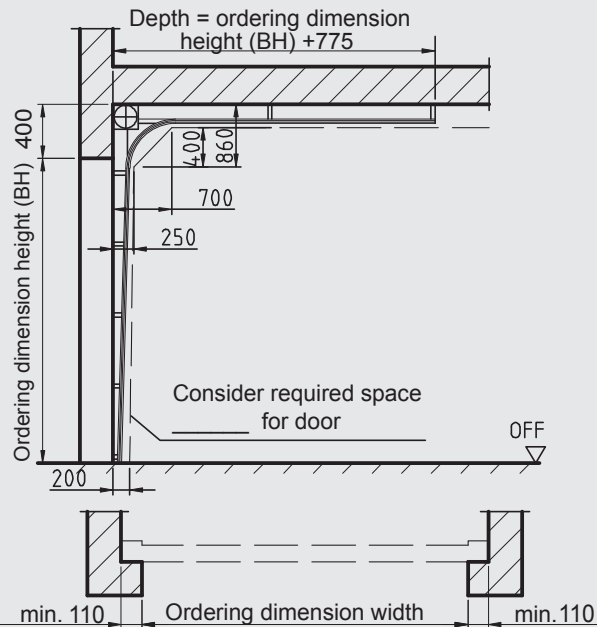


## Installation Dimensions

N

- Normal fitting

Doors over 5500mm wide have bracings to the rear of the door panels



Type	Direct mo. drive
N/ND	110/220

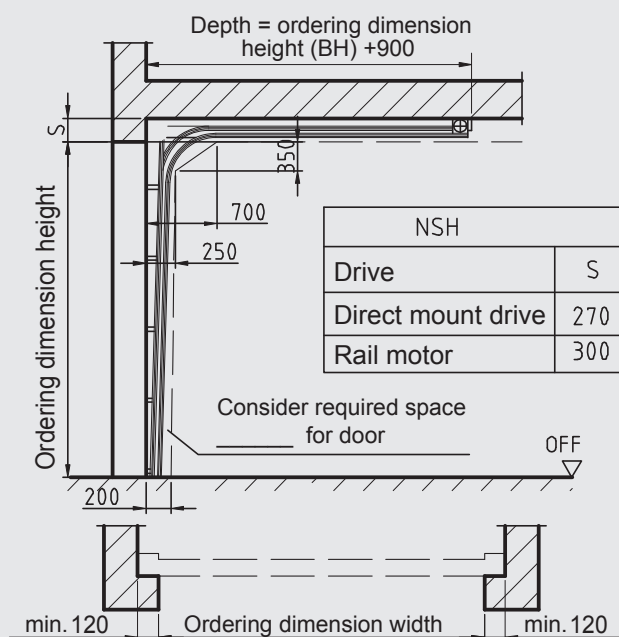
N= side room without motor

ND= side room where motor controlled



- Low headroom fitting

Doors over 5500mm wide have bracings to the rear of the door panels



Type	Direct mo. drive
N/ND	110/220

N= side room without motor

ND= side room where motor controlled

Doors have galvanised frame legs and are supplied without a header strip

## The Complete Solution

### Alternative or complimentary

#### High Performance Sectional & Side Hinged Garage Doors, Personnel Doors and Steel Doorsets.

Teckentrup's innovative approach is totally focussed on providing the highest quality design solutions and matchless customer service. For full details of the Teckentrup range, call 01925 924050 for a copy of our brochure or visit [www.teckentrupdepot.co.uk](http://www.teckentrupdepot.co.uk).



### Outstanding products, British company



#### The Teckentrup Depot

The Teckentrup Depot is based in Warrington and manufactures side hinged garage doors, personnel doors, sectional garage doors and steel hinged doorsets. It is part of a global network of companies that manufacture and distribute products from Teckentrup GmbH, based in Germany. The Teckentrup Depot is an independent, British owned company, that takes German engineering excellence and adds British know-how to produce a unique range high quality products!